



CLAUSEN

PROCEDURAL AND TRAINING GUIDE
FOR BETTER, EASIER CARPET CARE

Full Line Product Brochure

If you do not see your product on our site yet call us we have it.

ART
ANTI-RESOILING
TECHNOLOGY

Great Product
Great Price
Great Service



CLAUSEN CARPET SOLUTIONS

ART
ANTI-RESOILING
TECHNOLOGY



The Bullen Companies is an industry leader in promoting low-moisture, non-resoiling carpet cleaning procedures and products since 1963. Low Moisture cleaning is now the most recommended method of carpet cleaning by the Carpet & Rug Institute, resulting in safer & healthier indoor environments and extending carpet life. This selection guide will help you determine the best products for your cleaning needs from the Clausen and Bullen Companies. If you need help choosing the proper product, call our technical department.

Spotting & Stains



JetClean (RTU) - Acceptable for use on all carpet fibers; non-resoiling; works fast on a wide variety of spots & stains; use with JetClean Brush Kit for maximum effectiveness.



JetClean Wipes - All the same great attributes of JetClean in a handy wipe.



Enzymagic Organic Stain & Odor Digester (dilute 1:4) - Natural enzyme that attacks organic spots & odors.



All-Purpose Spotter (RTU) - General purpose spotter; will remove most spots & stains.

Carpet Cleaning Accessory Products



Killer DeFoamer - Necessary for use in machine recovery tanks to reduce and/or eliminate foaming, which can damage motors.



Dual Sanitizing Carpet Cleaner - The only EPA approved sanitizer / cleaner for carpet care.



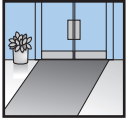
Non-Browning Rinse - Helps remove built-up detergent residue within carpets. Can significantly enhance carpet brightness and reduce resoiling by removing built-up residues within the carpeting.

ART
ANTI-RESOILING
TECHNOLOGY



MAKING CARPET CARE EASY

Much of this Training Guide is devoted to procedures for cleaning heavily soiled carpets. The need to clean them can be greatly delayed by simple preventative maintenance. Entrance mats will trap and hold the bulk of dirt before it is tracked onto carpets. Vacuuming regularly will remove grit that can wear away at the fine fibers in carpet pile. It is vital to attack spills before they become permanent stains.



Place walk-off mats wherever soil can be tracked on carpeting. Mats have limits to what they can hold; shake them and clean as necessary.



Attack and remove spills before they can set and do permanent damage. See the separate section entitled Removing Spots and Stains.



Vacuum carpet with an efficient machine on a regular schedule. Be certain vacuum pick-up tanks or bags are not full and hoses are not blocked.



Erase odors in carpets with Clausen N'Odor deodorizer liquid. Removes foul odors from smoking, beer, liquor, pets, sickness, odors in vacuum tanks, etc.

REMOVING SPOTS AND STAINS

Even carpeting treated at the mill to resist staining will discolor if spills are not cleaned up promptly. When attacked soon enough, many potential stains can be avoided by wetting with water. If spots remain when dry, most can be removed with one or another of Clausen's spot removers.



As soon as possible alternately wet area with water and blot. Attacking spills immediately can be critical.



Work spotter into carpet pile with a cloth or clean brush. To avoid spreading the spot, start a bit beyond outer edge and work towards its center.



If spot remains, choose an appropriate spotter to remove it. If type of spot is unknown, start by using Clausen All Purpose Spotter.



If spots from organic matter remain, redo with Enzymagic. Cover damp area with plastic and allow time for enzymatic action.



It is best to apply spotter to a soft, white cloth and use it against the spot, rather than applying the spotter directly to the carpet.



When spots are gone, rinse thoroughly. Clausen Non-Browning Rinse will remove any residue and neutralize the carpet. Do not walk on carpet or replace furniture until dry.

PREPARING TRAFFIC LANES & HEAVILY SOILED AREAS

Some carpeting, such as that bordering a kitchen or a manufacturing area, attracts greasy, oily soil that can be best removed by pretreating with a solution of Clausen Pre-Treat 61.



Dilute Pre-Treat 61 at one pint per gallon of water. It's best to add the cleaner to the water, rather than water to the cleaner.



Allow treated areas to stand undisturbed about 10 minutes to penetrate and loosen soil. Dwell time makes cleaning faster and easier.



With a sprayer set half way between mist and coarse stream, spray solution to dampen soiled areas. Do in sections you will not have to walk on.



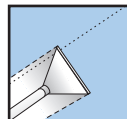
Agitate worst areas with a stiff brush or a Jet Clean Brush to allow pre-treat to reach all the soil, then proceed with cleaning.

EXTRACTION CLEANING

Clausen Carpet Care products date back to the early days when the extraction of carpets was called “steam cleaning,” thus Clausen’s name, Steamy 24, for one of the first and still a very popular product for this method. Clausen’s other products for extraction cleaning include Dual sanitizing cleaner, Extract-A-Lon and Stay Clean.



Vacuum thoroughly. Where needed, spot clean and pre-treat traffic areas. Pre-treating heavily soiled areas makes greasy soil easier to remove.



Overlap each pass of machine slightly. Inject cleaner in a single pass in one direction, but be sure all areas to be cleaned are covered.



Mix cleaner accurately for desired results. It's better to add the cleaners to the water rather than water to the cleaners.



Avoid over-wetting carpet. Make several passes in extracting. Over-wetting can cause shrinking of some carpets and promote bacterial growth.



Foam caused by previous products may indicate a need for our defoamer. Add it directly to the pick up tank or through the vac head, not to the solution tank.



While the carpet is still damp is the time to brush and set high pile in one direction. Allow to dry before replacing furniture.

ROTARY AND FOAM SHAMPOOING

The scrubbing action of rotary and foam shampooing makes these methods effective in cleaning heavily soiled carpet, but leaves the greatest residue of solution in the carpet, so we recommend rinsing after cleaning or using our Stay Clean soil resistant solution.



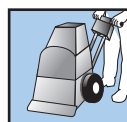
Vacuum thoroughly to remove loose dirt and spot clean as necessary.



Scrub with dilute solution of Clausen Stay Clean or Super 21. Release shampoo slowly in small lots to avoid overwetting.



If traffic lanes and other areas are heavily soiled, spray with dilute Pre-Treat 61, Super 21 or Stay Clean and allow to stand 10 minutes.



For best results use Clausen Non-Browning Rinse through extractor machine to remove residue and to neutralize and deodorize carpet.

ELIMINATING FOAM IN RECOVERY TANKS

Foam in the recovery tank during extraction cleaning can cause extraction machines to shut off prematurely, before tanks have reached capacity, requiring unnecessary labor to dump them. Even worse, foam can invade and damage the motor. Clausen extraction cleaners are formulated to not require defoamers, but foam from previously used shampoos may indicate the need for Clausen Killer Defoamer. It works well in any job where foam can be a problem.



Pour an ounce or two of Killer Defoamer in the extraction recovery tank. Do not add it to the solution in the supply tank.



If additional defoamer is needed during the job, it can be added at the wand head. Again, do not add to the supply tank.



FINAL RINSE AND CONDITIONING

To neutralize, intensify colors, prevent browning, deodorize, impede soiling.

With age, or being wet during cleaning, some carpets tend to lose brightness of color and take on a yellow or brown cast. Clausen's Non-Browning Rinse corrects and prevents those problems, impedes resoiling, eliminates any unpleasant odors and leaves carpeting with a fresh outdoor aroma.




Add four ounces of Clausen Non-Browning Rinse and Conditioner to each gallon of water (1:32). Use plastic containers for mixing.



Before carpet is dry, brush high pile carpet in one direction with a stiff brush or a Jet Clean Brush.



Add solution to the supply tank of an extraction machine and proceed to cover all areas as if extraction cleaning.



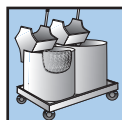
Allow carpet to dry thoroughly before replacing the furniture and before opening the area to traffic.

BONNET CLEANING

This is a quick interim method primarily for cleaning commercial looped pile carpet when vacuuming is not sufficient to remove embedded soil, but carpet is not so soiled as to require deep cleaning, or where time does not permit it. Each of the Clausen pre-treat and extraction products can be used. Clausen's Dual sanitizing cleaner has been specifically registered for such use by the EPA, and Stay Clean is especially well suited because it leaves no film on carpet fibers.



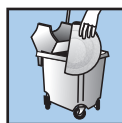
Whichever product or system is used, first vacuum carpet thoroughly and remove spots and stains.




For heavier soil use two buckets with wringers: #1 with 16 oz cleaner per gallon of water for treating bonnet; #2 with 8 oz cleaner for rinsing them.



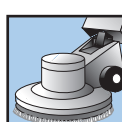
For light soil and quick drying, spray carpet in an area about 3'x10' (so you need not walk in it). Buff area with bonnet under machine.



Dip pad in #1. Wring tight before use. When dirty, rinse in #2. Then wring and retreat in #1 and wring again before use.



When both sides of pad are dirty, replace with a fresh one. Hold all dirty pads to wash together when cleaning is done.



Diluted bonnet cleaner may also be dispensed from a flow through pad driver.



THE LATEST TECHNOLOGY IN CLEANING CARPETS AND KEEPING THEM CLEAN

Two state of the art Clausen "breakthrough" cleaning solutions now make carpet cleaning faster, easier and with long-lasting resistance to resoiling. The technological secret of both products (Clausen's Stay Clean and Clausen's Jet Clean) is in our proprietary surfactant that forms minute crystals as it dries, rather than dry to a sticky film as do so many old fashioned products. Neither product contains fluorocarbons or other hazardous ingredients, yet these products offer the absolute maximum resistance to resoiling. The illustration below tells the story.



CLEANED WITH STAY CLEAN

NEW, NEVER CLEANED CARPET

WITH FLUOROCARBON CLEANER

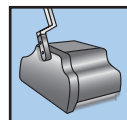
The left end section of the carpet was cleaned with STAY CLEAN (that contains no fluorocarbon or other possibly hazardous ingredients). The section on the right was cleaned with a product containing DuPont Zonyl. Both products were diluted 4 ounces per gallon of water. After the cleaned carpet dried for 72 hours, it was tested for soil in a "snell" testing capsule.

LOW MOISTURE SPRAY CLEANING

The best, fastest cleaning, fastest drying method of interim carpet cleaning, made possible by Jet Clean's unique ability to encapsulate sticky soil in non-stick crystals that are easily removed by later routine vacuuming.



As with all methods, vacuum and spot clean. A jet stream from the trigger sprayer removes many spots without even rubbing.



With large areas to be cleaned, brush in Jet Clean with a Clausen Jet Brush.



Set sprayer to deliver a wider pattern of Jet Clean. Spray to just dampen the soiled ends of the carpet pile.



Later routine vacuuming removes dirt-embedded crystals. Light spraying with Jet Clean will absorb new sticky soil without buffing.



Spray an area that can be worked without being walked on. After spraying, allow Jet Clean to penetrate a few minutes.



CHECKLIST FOR PROPER CARPET CARE

Don't risk the life of your carpet or its beauty through use of the wrong products or procedures. Carpet care can be easy and inexpensive with Clausen products by following the simple rules below.

- ☐ Always check carpet for colorfastness before using any chemical.
- ☐ Place plastic under furniture, cabinets, etc. to avoid staining when carpet is damp.
- ☐ Be sure that equipment and tools are perfectly clean.
- ☐ Check machines for loose connections or frayed wires.
- ☐ Place WET FLOOR signs around work areas.
- ☐ Assemble and keep all equipment and supplies within blocked areas.
- ☐ Stop anyone inclined to disregard WET FLOOR signs.
- ☐ Be careful yourself; wet carpet and wet shoes can be slippery.
- ☐ Read and understand SDS for each chemical to be used.
- ☐ Avoid getting chemicals in eyes. If you do, rinse immediately with water.
- ☐ Do not remove electric plugs from outlets by pulling on the cord.
- ☐ Rinse and clean equipment immediately after use; it's much easier then.
- ☐ If working with your hands in chemicals wear protective gloves.
- ☐ Follow directions and safety advice on SDS and in this bulletin.

CLAUSEN CARPET CARE PRODUCTS

STAY CLEAN - Soil resistant cleaner for extraction, bonnet cleaning, rotary shampooing and low moisture cleaning.

JET CLEAN - Made especially for spotting and low moisture/soil resistant spray cleaning.

JetClean Wipes - All the same great attributes of JetClean in a handy wipe.

ALL PURPOSE SPOTTER - Effective against 9 of 10 spots and stains. Erases "impossible" stains such as Betadine.

STEAMY 24 - Combines solvents and deep cleaning synthetics to restore color and beauty to carpets and upholstery.

EXTRACT-A-LON V - Approved for extraction cleaning of the latest generation soil resistant nylon.

PRE-TREAT 61 - A concentrated detergent/solvent blend spray for heavily soiled carpet and for bonnet cleaning.

DUAL - The first and still the only formula registered by the EPA specifically to kill putrefactive bacteria in carpet.

KILLER DEFOAMER - Foam can cut off motor requiring more trips to dump water, or creep into motor to cause damage.

ENZYMAGIC - No solvents, harsh chemicals or hard scrubbing. Works nature's way - digests organic matter.


NON-BROWNING RINSE - Removes residual soil and shampoo after cleaning. Neutralizes pH. Reverses browning. Deodorizes.

N'ODOR LIQUID - Spray in the air or directly on carpets, upholstery, bedding, to deodorize the item and entire room.

JET BRUSH - Two sides, different bristles to brush in JETCLEAN & STAY CLEAN. Wheels keep brush the proper height above carpet.

JET BRUSH KIT - JETBRUSH, one quart of JETCLEAN, 1 Microfiber mitt and instruction manual.

SUPER 21 - For rotary and dry foam shampooing. Highly concentrated. Lifts and suspends soil with minimum wetting.



PRODUCT SPECIFICATIONS

JETCLEAN

APPEARANCE OF LIQUID.....clear, colorless
 APPEARANCE, DRIED.....flaky, breaks down to powder
 IONIC CHARGE.....non-ionic*
 pH.....7.0 ± 0.5*
 ODOR CONTROL.....contains a proven odor counteractant
 SHELF LIFE.....2 year minimum

JETCLEAN WIPES

APPEARANCE OF LIQUID.....clear, colorless
 APPEARANCE, DRIED.....flaky, breaks down to powder
 IONIC CHARGE.....non-ionic*
 pH.....7.0 ± 0.5*
 ODOR CONTROL.....contains a proven odor counteractant
 SHELF LIFE.....2 year minimum

KILLER DEFOAMER

APPEARANCE.....milky liquid
 ODOR.....odorless
 pH.....7.0 + 0.5
 FLASH POINT.....none to boiling
 BOILING POINT.....near 212°F
 SPECIFIC GRAVITY.....1.000 + 0.0005
 SHELF LIFE.....one year minimum

N' ODOR LIQUID

APPEARANCE.....colorless to light amber liquid
 ODOR.....pleasant/unidentifiable
 pH.....7.5 + 0.5
 FLASH POINT.....125°F
 BOILING POINT.....none to boiling
 SPECIFIC GRAVITY.....1.005 + 0.0005
 SHELF LIFE.....one year minimum

NON BROWNING

APPEARANCE.....clear/colorless
 pH.....2.0 + 0.5
 FLASH POINT.....none to boiling
 BOILING POINT.....near 212°F
 SPECIFIC GRAVITY.....1.035 + 0.0005
 DENSITY.....8.64 + 0.05 LB/GAL
 SHELF LIFE.....one year minimum

PRETREAT 61

TYPE.....solvent/surfactant blend
 ODOR.....mild solvent
 pH.....8.5 + 0.5
 FLASH POINT.....125°F
 BOILING POINT.....near 212°F
 SPECIFIC GRAVITY.....0.960 + 0.0005
 SHELF LIFE.....one year minimum

STAY CLEAN

APPEARANCE OF LIQUID.....clear, colorless
 APPEARANCE, DRY.....colorless, transparent powder
 IONIC CHARGE.....non-ionic*
 pH.....7.0 + 0.5
 ODOR CONTROL.....contains proven odor counteractant
 SHELF LIFE.....2 year minimum

SUPER 21

APPEARANCE.....clear liquid
 ODOR.....fruity
 pH.....8.5 + 0.5
 FLASH POINT.....none to boiling
 BOILING POINT.....near 212°F
 SPECIFIC GRAVITY.....1.075 + 0.0005
 SHELF LIFE.....one year minimum

ALL PURPOSE SPOTTER

TYPE.....clear, colorless liquid
 pH.....9.5+0.5
 FLASH POINT.....none
 REFRACTIVE INDEX.....1.3470+ .002
 SHELF LIFE.....1 year minimum

ENZYMAGIC

APPEARANCE.....white opaque liquid
 ODOR.....pleasant
 pH.....6.80 + 0.5
 FLASH POINT.....none to boiling
 BOILING POINT.....near 212°F
 SHELF LIFE.....one year minimum

DUAL

TYPE DETERGENTS.....non-ionic
 SOLUBILITY IN HARD WATER.....complete
 COLOR.....light amber
 ODOR.....Airicide®
 FLASH POINT.....none, non-flammable
 pH-CONCENTRATE.....12.5 + 0.5
 pH-1:64 USE DILUTION.....11.0 + 0.5
 SODIUM DODECYL SULFATE.....none
 FOAMING.....low
 SHELF LIFE.....one year at room temperature
 EPA REGISTRATION NUMBER.....1459-74-49691

EXTRACT-A-LON V

APPEARANCE.....clear/colorless
 ODOR.....pleasant
 pH.....9.5 + 0.5
 FLASH POINT.....none to boiling
 BOILING POINT.....near 212°F
 SPECIFIC GRAVITY.....1.015 + 0.0005
 SHELF LIFE.....one year minimum

STEAMY 24

APPEARANCE.....clear liquid
 ODOR.....pleasant
 pH.....10.5 + 0.5
 FLASH POINT.....none to boiling
 BOILING POINT.....near 212°F
 SPECIFIC GRAVITY.....1.015 + 0.0005
 SHELF LIFE.....one year minimum

DISTRIBUTED BY:



CLAUSEN CARPET SOLUTIONS • A Division of The Bullen Companies • 1640 Delmar Drive • Folcroft, PA 19032
Telephone: (610) 534-8900 • (800) 444-8900 • Fax: (610) 534-8912 • www.clausencarpet.com

