



# A Revolution in **Floor Restoration** Technology



Your Global Source For Engineered Brushes Since 1948

## **Diamabrush™** **By Malish Floor** **Restoration System**

Why is Diamabrush a revolution in floor restoration technology?

**Versatility.** These tools can be used for many types of flooring applications, including:

- **Polyurethanes and varnishes**
- **Black mastic and thin set**
- **Glue and carpet adhesive**
- **Recoat and prep**
- **Concrete polishing**
- **Hardwood prep**
- **Terrazzo**

Ideal for professional floor resurfacing, Diamabrush does not require heavy equipment or harmful chemicals. The Diamabrush System is designed to be used on a standard floor machine or auto-scrubber.

Rejuvenating your floor surfaces has never been easier.



Get the free mobile app at  
<http://gettag.mobi>

Scan to watch time lapse  
video of Diamabrush  
System in action

## **Diamabrush™ Concrete** **Polishing System**

The Diamabrush Concrete Polishing System is unlike any conventional polishing system in the market. Beginning with the floor prep and progressing through a series of steps of concrete polishing, the Diamabrush Concrete Polishing System will work with any industry-standard floor buffer or auto scrubber.

Once the multi-step process used to rejuvenate concrete floors is accomplished, the Diamabrush System actually continues to improve the look of your floor every time you clean and polish it—and at a fraction of the cost of “traditional” polishing. Nothing is required beyond your normal cleaning regimen.



# **DIAMABRUSH™**

**By Malish** 

To Order: 800.321.7044 Fax: 440.951.0293  
[comments@malish.com](mailto:comments@malish.com) [www.diamabrushbymalish.com](http://www.diamabrushbymalish.com)




# The Diamabrush™ Concrete Prep Tool

## Step 1

The first step in the Diamabrush Concrete Polishing System involves abrading the surface to prepare it for polishing. The Diamabrush Concrete Prep Tool consists of a super tough 25 or 100 diamond grit that is bonded to a metallic backing and assembled to flexible, steel spring blades. The flexibility of the blade helps ensure that the diamond insert remains in constant contact with the floor, regardless of imperfections to the cracked and damaged floor. This maximizes the effectiveness of the tool. As you use the Concrete Prep Tool, multiple layers of diamonds on the blades are constantly exposed, giving the tool a longer life.

The patent pending Concrete Prep Tool can be refurbished by simply replacing the blades. The process is easy. Simply order a replacement kit, loosen two screws, replace the blade, and then re-tighten the screws. It's just that simple.

Scan to watch video demo



# Diamabrush™ Concrete Polishing Tools



Step 2

Step 3

Step 4

Use the 50 grit Gold

Use the 100 grit Black

Use the 200 grit Blue

*Use the coarse 50 grit Gold polymer and proceed as you would with your regular floor cleaning routine. After a few passes using the 50 grit, the system progresses to the next grit.*

**By the time you reach the end of this process, your floor will have transformed into a beautiful, smooth, high polished surface. The multi-step process provides the flexibility for you to decide how many steps your surface needs. The number of passes you make with each grit and the level of gloss you wish to obtain will determine how you best use the system for your particular application.**



## Six Polymer Tools

The Diamabrush Concrete Floor Polishing System depends on the use of increasingly fine grit polymer inserts. Just like with the Concrete Prep Tool, each Concrete Polishing Tool includes flexible blades that allow the diamonds to remain in constant contact with the floor.

The polymer blades are designed around removable, slotted retainers. Instead of having to replace the entire tool due to wear and tear, simply order a blade replacement kit. All polymers are easily removed and easily replaced, which enhances the life of the tool.

**DIAMABRUSH™**  
By Malish 

To Order: 800.321.7044 Fax: 440.951.0293  
comments@malish.com www.diamabrushbymalish.com





Step 5

Use the 400 grit Green



Step 6

Use the 1000 grit Red



Step 7

Use the 2000 grit Tan

### Cleaner - Conditioner - Hardener




Specially designed Cleaner - Conditioner - Hardener for concrete floors, terrazzo and other stone surfaces. Available in 1-gallon, 5-gallon and 55-gallon containers.

### Lithium Densifier



A blend of lithium and other soluble silicates which react with calcium hydroxide to reduce porosity and permeability of the concrete matrix. Available in 5-gallon pails.



Scan to watch video demo





Get the free mobile app at  
<http://gettag.mobi>

# Aggressive Cleaning

The polymer tools in the Diamabrush System can also be used for aggressive cleaning. Choose either the 50 grit, 100 grit, or 200 grit polymer tools to achieve a clean surface that was dirty or marred. For the dirtiest, grimeiest concrete, choose the 50 grit Gold. For moderately dirty floors, the 100 grit Black or 200 grit Blue will be appropriate. Using the same Diamabrush Concrete Polymer Tool as an aggressive cleaning tool maximizes your investment, making the Diamabrush System even more cost-effective.

- Remove built-up grease & grime without the use of harmful chemicals.
- Deep cleanse your industrial/commercial concrete floor.
- Simultaneously clean and polish your floor to a "like new" finish.
- Work more efficiently – the Diamabrush Aggressive Cleaning System lasts up to 100,000 sq. ft.
- Easily maintain your floor by using your own cleaning equipment.

***The Aggressive Cleaning System features money-saving replaceable blades.***



Scan to watch video demo



**DIAMABRUSH™**  
By Malish 

To Order: 800.321.7044 Fax: 440.951.0293  
[comments@malish.com](mailto:comments@malish.com) [www.diamabrushbymalish.com](http://www.diamabrushbymalish.com)





## Diamabrush™ Hardwood Prep Tool

Refurbishing a hardwood floor is easy with the Diamabrush Hardwood Prep Tool. Designed to remove polyurethane and carpet adhesives from hardwood floors, the Diamabrush Hardwood Prep Tool effectively prepares the floor for refinishing.

The diamond cutting surface of the Hardwood Prep Tool easily removes the mess that caramelized sandpaper can create. The diamond cutting surface remains free of melted or gummed up coatings and maintains sharp points throughout the life of the tool.

Like other Diamabrush products, the Hardwood Prep Tool includes replaceable blades. Once the tool gets worn, simply order a Hardwood Blade replacement kit. The inserts are easy to remove and easy to replace.



Scan to watch video demo




## Diamabrush™ Mastic Removal Tool

Removing stubborn coatings like mastic, carpet, tile adhesive, thin-set or thin mil coating is always a challenging job. Fortunately, the Diamabrush Mastic Removal Tool is the ideal solution to the problem. The tool has diverse capabilities and can mount to any standard floor buffer or auto-scrubber. The diamond-coated blades easily grind stubborn coatings away, eliminating the need for any scraping.

User safety is greatly enhanced because dangerous and volatile chemicals are not required. Simply apply water to eliminate dust and debris.

Like other Diamabrush products, the Mastic Removal Tool includes replaceable blades. Once the tool gets worn, simply order a Mastic Blade replacement kit. The inserts are easy to remove and easy to replace.



Scan to watch video demo



## Diamabrush™ Sand and Recoat Tool

The Diamabrush Sand and Recoat Tool enables you to recoat epoxy or urethane floors with ease. No more electrical cords and no need to constantly change out worn sandpaper. This tool cleans and creates a perfect profile for coating adhesion and helps you remove deep scratches and embedded dirt using your own cleaning machines. The true value of the Sand and Recoat Tool is that it prepares and cleans your surface in one simple step, saving you time and money.

Capable of lasting for up to 100,000 sq. ft., the Sand and Recoat Tool can be used wet or dry to remove dust. The patented diamond blades prevent the tool from becoming "gummed up," a problem other types of cleaning machines can experience. As with all Diamabrush tools, the Sand and Recoat Tool can be refurbished using replacement blades.





The Malish Corporation is a recognized leader in the design and manufacture of quality rotary, janitorial, and specialty products that are marketed throughout the world.

Our mission is to strive for continuous improvement in innovative quality and service, not only in our present products, but also through our efforts to diversify as we strive to better meet customers' individual needs and become our customers' #1 global supplier.

Request our Sanitary Brush and Maintenance Products Catalog or download it from [www.malish.com](http://www.malish.com)



#### The Malish Corporation

4260 Hamann Parkway  
Willoughby, OH 44094

440.951.5356 • 800.321.7044  
Fax: 440.951.0293

[comments@malish.com](mailto:comments@malish.com)

[www.diamabrushbymalish.com](http://www.diamabrushbymalish.com)

[www.malish.com](http://www.malish.com)



Request our Rotary Brush & Accessories Catalog or download it from [www.malish.com](http://www.malish.com)

